



testo 330i · Flue gas measuring instrument

testo 330i LX · Flue gas measuring instrument

Startup & Safety





Register your Testo product at www.testo.com/register and receive a one-year free warranty extension.

The product registration is valid for 30 days after purchase.

For product registration terms and conditions and participating countries, please go to www.testo.com/register

1 Commissioning

1.1. Installing the App

A mobile terminal device (tablet or smartphone) with the Android or iOS operating system and Bluetooth® interface is required to operate the **testo 330i** / **testo 330i LX** measuring instrument.

The **testo 330i** App also needs to be installed on this mobile device:


1. Open the AppStore on the mobile terminal device.
2. Enter the search term **Testo SE** to start searching.
3. Select the **testo 330i** App and install.

Information on the compatibility of the App with your mobile terminal device can be found in the respective AppStore.

Observe the documentation for your mobile terminal device when installing the App!

1.2. Establishing a connection

✓ The **testo 330i** App must be installed on your mobile terminal device.

1. Switch on the measuring instrument: Press the  key.
 - Connecting mode is activated: The blue LED flashes (0.5 s on / 0.5 s off).
2. Start up the **testo 330i** App on your mobile terminal device.
 - The **Find Device** function is activated: Any compatible devices within radio range are displayed (product name + last 4 digits of the device serial number).
3. Tap instrument designation to select a measuring instrument.
 - It may take around 30 s to establish the connection.
 - A Bluetooth® connection is established: The blue LED is constant.



If it is not possible to establish a connection, various corrective measures are displayed. If you are unable to implement these successfully, please refer to the section **Tips and assistance** and/or contact your dealer or Testo Customer Service. For contact details, please visit www.testo.com/service-contact.

-
- The first time a connection is established with a measuring instrument the **Country version** function opens.

The Country version configuration affects the measurement parameters, fuels, fuel parameters, and the basis of and formulas for calculations activated in the measurement box.

4. Tap the Country version to be activated.
5. Tap **Continue** to perform a restart.
6. Restart the **testo 330i** App.
7. Tap instrument designation to select a measuring instrument.
 - The **Flue gas** function opens.
 - The instrument is operational.

1.3. Further information



It is paramount that you read and observe the warning and safety instructions in the **Safety and the environment** section before using the measuring instrument!!

Tutorial

A description of the most important operating controls and functions can be opened in the App.



Instruction manual

For further information please download the instruction manual as a PDF file from our website:

www.testo-international.com/330imanuals

The website can also be called up directly from your mobile terminal device (internet connection required):

>  | **Help** | **Help online**

2 Safety and the environment


Use

- > Please read this documentation through carefully and familiarize yourself with the product before putting it to use. Pay particular attention to the safety instructions and warning advice in order to prevent injuries and damage to the products.
- > Keep this document to hand so that you can refer to it when necessary.
- > Hand this documentation on to any subsequent users of the product.

2.1. Ensure safety


Please note for transportation and use:

Strong holding magnets on the back of the instruments!


 WARNING
Magnetic field May be harmful to those with pacemakers. <ul style="list-style-type: none">> Keep a minimum distance of 15 cm between pacemaker and instrument.

ATTENTION
Magnetic field Damage to other devices! <ul style="list-style-type: none">> Keep a safe distance away from products that could be damaged by the effects of magnetism (e.g. monitors, computers or credit cards).


For differential pressure measurements please note:

 WARNING
Dangerous mixture of gases Danger of explosion! <ul style="list-style-type: none">> Make sure there are no leaks between the sampling point and the measuring instrument.> Do not smoke or use naked flames during measurement.

Please note when emptying condensate:

 CAUTION	
Condensate entering the gas path. Damage to sensors and flue gas pump!	
> Do not empty the condensate container while the flue gas pump is in operation.	

Safety related symbols on the instrument

Representation	Explanation
	If the product is not used in strict compliance with this documentation, the intended protection may be impaired. > Operate the product only as described in this documentation. > Please consult your dealer or the manufacturer if in doubt.

Fundamental safety instructions

- > Only operate the product properly, for its intended purpose and within the parameters specified in the technical data. Do not use any force.
- > Do not operate the instrument if there are signs of damage at the housing, mains unit or feed lines.
- > Do not perform contact measurements on non-insulated, live parts.
- > Do not store the product together with solvents. Do not use any desiccants.
- > Carry out only the maintenance and repair work on this instrument that is described in the documentation. Follow the prescribed steps exactly. Use only original spare parts from Testo.
- > Any further or additional work must only be carried out by authorised personnel. Testo will otherwise refuse to accept responsibility for the proper functioning of the measuring instrument after repair and for the validity of certifications.
- > Only use the device in closed, dry rooms and protect it from rain and moisture.

- > Temperatures given on probes/sensors relate only to the measuring range of the sensors. Do not expose handles and feed lines to any temperatures in excess of 70 °C unless they are expressly permitted for higher temperatures.
- > The testo 330 must be checked before commissioning for any visible damage. Do not commission the testo 330 if there are signs of damage on the housing, mains unit or supply lines. Electrical risk.
- > Dangers may also arise from the systems being measured or the measuring environment: Note the safety regulations valid in your area when performing the measurements.

i Use distilled water, or alternatively mild solvents such as isopropanol to clean the flue gas analyzer. If using isopropanol, please refer to the instruction leaflet for the product. Isopropanol fumes have a slight narcotic effect, and typically cause irritation of the eyes and sensitive mucous membranes. When using it, please ensure that there is adequate ventilation.

i Do not store any objects that have come into contact with solvents and/or degreasers (e.g. isopropanol) in the case. Evaporating or leaking solvents and/or degreasers may cause damage to the instrument and to the sensors.

i The use of strong or harsh alcohol or brake cleaner can result in damage to the instrument.

For products with Bluetooth® (optional)

Changes or modifications that have been made without the explicit consent of the responsible approval authority, may cause the retraction of the type approval.

Data transfer may be disturbed by equipment that uses the same ISM-band, e.g. WLAN, microwave ovens, ZigBee.

The use of radio communication links is not permitted, among others, in aeroplanes and hospitals. For this reason the following points must be ensured before entering:

- > Switch off the device:
- > Isolate the device from any external power sources (mains cable, external rechargeable batteries, ...).

2.2. Product-specific safety instructions

CAUTION

Acid in the sensors.

May cause chemical burns.

- > Do not open the sensors.
Eye contact: Rinse the affected eye thoroughly under running water for 10 minutes, keeping the eyelids wide open and protecting the unaffected eye. Remove contact lenses wherever possible.

CAUTION

Acid in the sensor filters.


May cause irritation to the skin, eyes or respiratory tract.

- > Do not open the sensor filters.
Eye contact: Rinse the affected eye thoroughly under running water for 10 minutes, keeping the eyelids wide open and protecting the unaffected eye. Remove contact lenses wherever possible.
Skin contact: Remove the injured person's contaminated clothing, ensuring self-protection. Rinse affected skin areas under running water for at least 10 minutes.
Inhalation: Move to fresh air and make sure that breathing is unrestricted.
Ingestion: Rinse mouth out and spit out liquid. If conscious, drink 1 glass of water (approx. 200 ml). Do not induce vomiting.

2.3. Protecting the environment

- > Dispose of faulty rechargeable batteries/spent batteries in accordance with the valid legal specifications.
- > At the end of its useful life, send the product to the separate collection for electric and electronic devices (observe local regulations) or return the product to Testo for disposal.
- > The button cell used in the instrument contains 1,2-Dimethoxyethane (CAS 110-71-4). See EC Regulation No. 1907/2006 (REACH) Art. 33.



- >  WEEE Reg. no. DE 75334352



Testo SE & Co. KGaA

Testo-Straße 1, 79853 Lenzkirch

Telefon: +49 7653 681-0

Fax: +49 7653 681-100

E-Mail: info@testo.de

Internet: www.testo.com